



# INLAND SCUTTLEBUTT

Volume 7, Issue 2

June 2007

## The "Uncle Bob" Story

### From the Copilot's Seat

By Wes Yandt

My Dad Ron is a boat guy. He plain and simply loves boats. I don't quite understand how he became to be this way but I think it started early in his life. He and his family lived on a boat house on Lake Coeur d'Alene near the City Park the first two years of his life. Whenever he is around boats, at a boat show, a showroom, a resort dock, on a silly ferry or cruising down the lake in his boat, he is happy. He has this unmistakable look of contentment and joy when he is around boats.


Dad's Uncle Bob Yandt along with Bob's son Robert Yandt and wife Barbra built wooden boats on the lake from the 1910s to 1967. They built everything from row boats to 36' taxi boats. Dad grew up in Coeur d'Alene a couple of blocks from the water and talks about standing on the docks close to Uncle Bob's shop. He would wait for an empty seat in one of the outgoing taxis and hook a ride.

As I grew up, lakes and boats were always an important part of our lives. When we saw a wood boat Dad would tell us about Yandt Boat Works. Dad and I would often end the discussion with a half hearted commitment "someday we'll have to find one of those old boats that Uncle Bob built".



In 2002 while at Priest Lake, Dad and I walked down to Elkins Resort on a fine Sunday morning to see

the wood boats at the Dry Rot show. We strolled around admiring all of the beautiful boats as we started our walk back to the cabin the conversation came to the same



point "you know we ought to..." This time it was different. Dad had recently retired and was the right time to take the plunge.

The next week we contacted one of the Yandt boat owners that Robert had told us about in Seattle. There was a chance that the "Vouvray" a 1963 20' Yandt Utility might be available for sale. Dad went to Seattle and looked it over with some friends. It had sat for the last 10 years under a tarp in a construction lot. She looked good. The

Vouvray was a Yandt Boat (most importantly). It was a utility that would be manageable and looked like it was in pretty good shape. The finish needed to be redone and the motor could most likely use a freshening up but that was to be expected. So on a very rainy October weekend in 2002 we pulled the tarp off, fixed up the trailer lights, and checked the tires. Off we went. We could see ourselves boating already.

We didn't know the first thing about wood boats other than that they were made of wood. We started talking to anyone and everyone that looked the least bit knowledgeable about them. We needed to finish Dad's garage so that we had a good workshop to buff up our "wood boat" so we stored the boat that first winter over at Robert's place. Robert looked it over and had many memories of this boat. He told us the story about who bought it and when it changed hands. He even gave us an old video of when they first delivered it to the original owners. You can see the proud new owner unfurling the aft flag for the very first time. Then Robert takes them out for a quick shake down cruise and driving lesson. It is amazing to see this old footage of the boat when it was new.

## 2007 Chapter Officers & Board of Directors

### Officers:

President: BK Powell	509-755-8326
1st V. Pres.: Larry O'Leary	208-762-9228
2nd V. Pres.: Linda Zwarg	509-468-7236
Secretary: Margaret O'Leary	208-762-9228
Treasurer: Mariette Deems	208-659-6976

### Immediate Past President:

Chris Knapton: knapton99@sbcglobal.com

### Board Of Directors:

John Lenhart	208-818-1067 johnjanl@msn.com
Kent Wick	208-882-9943 kwick@moscow.com
Brian Grennell	509-535-1804 jobrigrennell@comcast.net
Bill Brooks	509-455-6747
Jerry Lebsack	208-689-3764 jerrylee@smgazette.com
Steve Zwarg	509-468-7236

### Committee Chairs:

Membership: Mariette Deems	208-659-6976 smiles8@roadrunner.com
Safety: David Crettol	208-769-1511

### Lifetime Board Members:

Jim McGoldrick	509-747-1500
Bud Moon	208-264-3440

### Newsletter Editor

Julie Olsen	jo@xofficetech.com 509-995-5809
-------------	------------------------------------

The IEC Newsletter makes every effort to insure the basic accuracy of the information contained herein. Please contact us promptly with any corrections or comments.

## Chapter News

### General Membership Meeting

May 12th

Held prior to the Show & Shine at the resort Boat Shop, about 40 members attended the Meeting. A big "Thank You" to the Craig Brossine and the Boat Shop folks who provided outstanding hospitality in welcoming our group.

The general Meeting gave us the opportunity to welcome new members and introduce the new Board Members and officers. The bylaw revisions were reviewed and the new "Code of Conduct" for Board members was discussed.





The IEC Sandpoint Boat Show "Pirates of Pend Oreille" promises to be bigger and better than ever thanks to the efforts of the Show Committee and all our volunteers. The Show includes: free showing of Pirates of the Caribbean on Thursday night, fireworks, and a beach party opening night. In addition there will be some new boat classifications.

Below: Pierre and Kathleen update members on Sandpoint Show




## Storm Warnings

Storm warning flags are posted at US Coast Guard stations and many marinas. They warn of possible strong winds that may be approaching your area. Small craft especially should pay close attention to any type of storm warning.

	
<b><u>Small Craft Warning</u></b> (Expect winds up to 33 Knots)	<b><u>Gale</u></b> (Expect winds of 34 - 47 Knots)
	
<b><u>Storm</u></b> (Expect winds of 48-63 Knots)	<b><u>Hurricane</u></b> (Expect winds in excess of 64 Knots)

Test your Nautical Knowledge

What does the flag below symbolize?



Answer: Page 11

**Attention Readers!**

**Aspiring Authors**

**Potential Photographers**

**Dutiful Documentors**

The Scuttlebutt wants you—or rather your stories, photos and ads

Deadline—next issue  
August 30th

Limited space available

Send to: [jo@xofficetech.com](mailto:jo@xofficetech.com)

**KOCIAN INSTRUMENTS**  
*Chris & Craft*  
Chris & Craft Instrument & Gauge

**Dale Kocian**

**CHRIS CRAFT GAUGE RESTORATION**



2341 Indy Ct.  
Depere, WI 54115  
[www.ccgauges.com](http://www.ccgauges.com)  
Phone (920) 336-1591  
Fax (920) 336-1591  
[dkocian@ccgauges.com](mailto:dkocian@ccgauges.com)

**For Sale**

**Classic Woody**



Hard to find 1955 CENTURY CORONADO. Beautiful 21' Philippine mahogany; custom trailer. All original. Well maintained by same owner since 1957. Never missed a summer in the water. Perfect for skiing, boarding, tubing and family pleasure. Currently moored at owner's Priest Lake, Idaho covered dock slip. \$25,000. 208-443-2096 or 509-835-5688.




Copy \* Print\* Fax\* Scan  
In Color!  
Think Xerox



**Your local Xerox Sales Agency**

**OFFICE TECH** Spokane (509) 753-8326  
Cda (208) 664-9454

“It’s not about the destination. It’s about the Journey”.

## Uncle Bob (con.)

The process of redoing the finish started in June of 2003 by pulling the motor out of it so that we could have someone freshen it up. As we were lifting it out of the hull a great big crack could be seen in the motor block. Apparently the previous owners hadn't really winterized like they told us. No problem the mechanic that was going to work on the motor was good and would certainly be able to help us out. He found a new block and rebuilt the entire motor. In order to pull the motor out of the boat the floor boards needed to be removed. That uncovered a "little" dry rot on the bottom boards.

I think that anyone reading this knows how this chapter ends. We ended up flipping the thing over and tearing the bottom off, replacing over half the frames, replacing a section of the keel, installing a new stem and completely reframing the transom. In the process every original steel fastener had to be replaced. The boat was in salt water for a good percentage of it's life and that really took it's toll on any metal in the boat. This included all the plank screws. There were several of the side planks that were cracked and needed to be replaced. While removing these planks it became obvious that 90% of the plank screws were rotten. This along with the 40 years of wear and tear on the planks convinced us that we wanted to replace the planks on the sides and the decks. During this process we've decided that while Vouvray is a very fine wine it was not befitting to our Yandt boat. We have chosen to rename our boat the "Uncle Bob" in a tribute to the man that started Yandt Boat Works.

That is were we are at now on the "Uncle Bob". We have just started to replank the sides. The plank stock has been purchased and is prepped for installation. This is an exciting step for us. You can now say that we've removed all the old wood and are officially starting the rebuilding process.

Dad and I get lots of support with our "project" from family and friends and are constantly asked "When is it going to be done". We now understand the old adage "It's not about the destination. It's about the Journey". In

the beginning our response was "2 to 3 years" or "we'd sure like to have it in the water by such and such of date". Truth is we don't have any idea when it's going to float again. What began as a destination has evolved into a jour-



ney. This journey is about the lessons we are learning, the friendships, the history, the "Yandt Boat Works" research, the story, and the "working on the boat" time with my Dad.



When we finally do reach our destination I hope Uncle Bob would be proud as we continue our journey by honoring his legacy with the "Uncle Bob"

## Antique Boat Museum's Annual Boat Auction Saturday August 4<sup>th</sup>

Held in conjunction with the Annual Boat Show in Clayton, New York each year the Auction is one of the ways in which funds are raised for their facility.

Over the past 3 years the auction has been hosted by Antique Boat [America.com](http://America.com). A considerable effort has been invested to re-invigorate the Auction. Changes to the Auction in recent years have included: over 60 boats being Auctioned annually, a Beverage Bar open in the Auction area, online viewing of boats being brought to the Auction, online registration for buyers AND sellers and the ability to submit a bid remotely.

The involvement of the various Chapter members over the years has been a critical component of the Auction's success and they are once again asking that should ACBS members wish to Buy, Sell or Donate a boat that they consider the Auction as a perfect venue.

Should you have any questions regarding this years Auction we would encourage you to contact the Museum Auction folks at 315-783-6100.

# 43<sup>RD</sup> ANNUAL CLAYTON BOAT AUCTION



HOSTED BY ANTIQUE BOAT AMERICA.COM

ANTIQUe BOAT MUSEUM | 750 MARY STREET | CLAYTON, NY

SATURDAY, AUGUST 4, 2007 | PREVIEW: 9 A.M. - 1 P.M. | AUCTION STARTS PROMPTLY AT 1 P.M.

Sponsored by:



Classic Boat Insurance


783-762-2628 | WWW.MAGERTY.COM

The Auction is held the first weekend in August every year at the Antique Boat Museum. Last year's auction attracted over 700 attendees, 200 registered bidders and more than 60 boats auctioned. Against the backdrop of the St. Lawrence River, it offers a picturesque format to enjoy the boating hobby in a unique way.

The Antique Boat Museum is a nonprofit freshwater wooden boat museum with a great collection of launches, runabouts, utilities, St. Lawrence skiffs, outboard motors and engines. The Museum receives a significant amount of its revenue from the Annual Boat Auction, and is seeking consignments and donations to assist in its efforts.

For registration and further information call Peter at 315-783-6100.

## Reynold's Rap



Bruce Reynolds, winner of multiple 'Best Engine Compartment' awards and restoration expert answers our readers' questions.....

Q: "I put 4 inches of water in my boat to get it soaked, and it still took on a lot of water when I put it in the lake."

A: Use an oscillating sprinkler that will get water up higher on the boat sides. It will take more than a day and a half to soak properly. Make sure your bilge pump is in good working order, don't leave boat unattended and don't forget the drain plug!

(Email your RR Questions to: [jo@xofficetech.com](mailto:jo@xofficetech.com))


## Looking for good home... 1961 19' Chris Craft Continental

Nearly restored and FOR SALE- this boat is in storage in CdA. Shown are a few photos of the finish and from when the hull was redone. Bought as a "get my feet wet" project boat but circumstances prevent owner from finishing it. If you are someone who'd "enjoy the minor work

needed to put this sweet boat into show room condition" call Jim West @ 208-769-4251



283 installed





## Tinkertoy III The Journey Home

By Lorelee and Bill Silverthorne

Lorelee was perusing E-Bay one day and noticed a wood boat for sale. It was listed as a project boat and we decided to throw out a low bid not thinking much about winning. After placing our bid we left for a long weekend.



When we returned much to our surprise we had a message from E-bay saying, "Congratulations you are the high bidder". **With instruction "PICK UP ONLY"**.

The boat was listed as a COMPLETE rebuild, but all the parts and hardware were there. The seller happened to be A & A Marine (a business for old Century parts.) We knew A & A because for the past 2 years we had gotten parts from them for our 63 Century.

The boat is a 1956 20-foot triple seat utility Century Coronado with a hard top. This is the second year of the Coronado. They have a lot of white trim paint, and chrome, with fancy interior and were quite fast. The '55 & '56 Coronado were the only years that had wood decks.

The Century was waiting in Manistee MI, home of the Century Boat Factory. The Factory is gone now, but holds the history of the past boat makers.

Our road trip was on highway 2, which is Division Street up to Sandpoint, then straight east through Idaho, Montana, North Dakota, Minnesota, Wisconsin and ending with crossing the Machinac Bridge in Michigan. We decided to take this route because we had never seen this part of the country.



Not wanting to watch the old trailer in the rear view-mirror for 2200 miles wondering when the old tires would fall off, we had A & A Marine replace them and service the bearings before we got to Manistee. Dave Kamaloski the owner of A & A Marine was so gracious to us before and after picking up the boat.

Arriving on Monday, after a week on the road we intended to prep the trailer and get back on the road by Tuesday. Well, our truck heater decided in the coldest part of the trip to stop heating, so we thought it would be a good idea to fixed it, since it was 16 degrees that morning and the forecast was for snow and freezing rain.

Searching for a radiator shop we found Manistee has only one. Asking if they had time to help us, they started right away not knowing if a heater core was available for this year of vehicle. It was a challenge and it took 2 ½ days to get it working.

With our schedule pushed back we were able to leave around noon on Wednesday, right on the edge of a major winter storm. With our precious cargo we were concerned about the roads ahead. Our return route was highway 90 and all we encountered were horrendous head winds that flushed the gas tank like a toilet! The lowest temperature we hit was -12 degrees.

Sure glad we got the heater fixed!

We took time to see the Bad Lands, Devils Tower and the high light of the trip, WALL DRUG.


The bill of sale calls it a "pattern boat". That's turning out to be a good description. The more boards taken off the more badness shows. Just for a start the previous owner tried to rebuild it using treated lumber, construction adhesive and STAPLES, now if you don't think that is ugly?!! The best guess is 50 to 95% of the wood will need to be replaced. One of the interesting items on this boat is the top. Looking at the pictures and thinking it was fiberglass we were surprised to find it is actually upholstered with vinyl over a bronze frame that is silver soldered.

The finished date will hopefully be in 1 ½ to 2 years. We want to see her on the water as soon as possible.


P.S. Our cat Turbo made the road trip with us. What a character he is!!! If he wasn't sleeping or playing in the back, he HAD to be on Bill's lap!!!!




Inside A&A Shop



Waldo S. Dakota -12 degrees



Badlands S.D.



# Resort Boat Shop – Show & Shine



Shop converted to banquet hall for the day.



Resort Boat Shop staff introduction



< Richard Morris gets checked in/out by friendly staff.

## Thank you Resort Boat Shop!

For putting on this 1st class event. The meeting area, barbecue lunch and beverages, party favors and Show & Shine t-shirts were much appreciated.

The presentation on the "Sizzler" held the interest of all. Afterwards, the viewing stand was crowded with folks wanting to see the interior of this fantastic sailing yacht.

Thanks to all who brought boats and cars and helped make this Event such a great success!





## Calendar of Events

June 30 – July 2	Pac-Four Show: Seattle	Marty Loken	(360)385-5038
July 13th-15th	Sandpoint Boat Show	BK Powell	bk@officetech.com
July 20-22	Pac-Four Show: Penticton BC Boat Show	Edith Wright	edithw@OACBS.ca www.oacbs.ca
August 17–19	Coeur D’Alene Wooden Boat Show	CdA Chamber of Commerce	208-664-3194
Aug 31– Sept 3rd	Labor Day Weekend—Priest Lake Dry Rot Boat Show	Linda Zwarg	509-468-7236
September 9th	Haul Ass to Harrison	Jerry Lebsack	208-689-3764

### EVEN THE WEATHER CO-OPERATED FOR THE SHOW & SHINE!



Admiral Deems  
(wearing Petty Officer  
1st Class whites)



John and Gloria  
catch up on news



Some beautiful automobiles  
were on display. Bill Silver-  
thorne is inspecting car above.



Thanks to Lorelee Silverthorne for submitting many of the photos seen here.

## President's Message



"Fun in the Sun—  
Wood, Water and  
Rum

Straight on till dawn  
and no we're not  
done!"

Greetings, I trust you have all put your boats in "Bristol Fashion" (Old Royal Navy term meaning Prime Condition) and have had a chance to ply the waters. I'd like to take this opportunity to thank Kent and Becky Wick for organizing the first "Cruise to Clarkston." Although the weather was far from being in "Bristol Fashion" the crews that attended were all in "Prime Condition" Thanks Kent and Becky, we look forward to next years "Cruise to Clarkston."

Our Boat Show is fast approaching and all appears to be in order. As of this writing we have close to 40 boats registered. If you are planning on attending, I would urge you to register as soon as possible, as we have limited dock space. The 2007 show again promises to be a premier event, opening with a cocktail party on the beach Friday night, complete with fireworks, compliments of the Seasons Resort in Sandpoint. Local Sandpoint Buccaneers, Pierre Bordenave and Kathleen Hyde have been working like scurvy dogs to set the table for us, for what will be another rowdy fun time in the Port of Sandpoint!

As with most events, we are in need of a few good "deck hands" to assist in raising the sails and shivering a few timbers at the show. So if you are so inclined to join the "crew" please don't hesitate to send a signal my way, I'll gladly place your name in the ships registry.

Wood Water and Rum, we dance till we're done and I hope to see all you in the Port of Sandpoint for a bit of rowdy good fun!!!

BK



### United States Postal Service—New Stamps!

#### Calling all lighthouse lovers.....

The Pacific Lighthouse stamp block will be released June 21st. Five Pacific lighthouses will be commemorated on June 21 for their historic role in guiding vessels safely through perilous waters. Three of the five light houses depicted on the Pacific Lighthouses stamps are in the West - Five Finger Light in Alaska, Grays Harbor Light in Washington, and the Umpqua River

Light in Oregon. The other two are St. George Reef Light in Northern California and Diamond Head in Hawaii. You can purchase these stamps at your local Post Office.

~ Mariette Deems

### American Boating Course

Required by the State of Washington—starting in 2008, individuals under 20 operating a boat will be required to have a WA State Boater Education Card. It is expected that this will be a requirement in Idaho soon.

The course is given by the Coast Guard Auxillary and/or the U.S. Power Squadron and lasts for 4 weeks, 1 day per week, 2 hours per class.

The cost is \$40. If a child attends with a parent, the child will get 1/2 price tuition. Another benefit—you may see a discount on your insurance for taking the class!

For more information on this important class, dates and times:  
Call Allan Dunlap 509-443-1825

(Allan is an IEC member who skippers the Cheng Tze)

Don't end up like  
this guy...




mrtech.com

Take the boating  
safety course!

# Membership Committee News

Welcome aboard new members Brad and Wendy Lago, Ron Nichols, Barbara Squier/Charlie Tedrow, Murray and Alice Danzig, Earl & Liz Mastin and Ron & Kathy Hornig.



*Mariette Deems,*  
Membership Committee Chair

## Membership Application

Name: \_\_\_\_\_ Spouse Name: \_\_\_\_\_  
 Email Address: \_\_\_\_\_ Phone Number: \_\_\_\_\_  
 Mail Address: \_\_\_\_\_  
 City: \_\_\_\_\_ State: \_\_\_\_\_ Zip: \_\_\_\_\_

### BOAT INFORMATION

**Boat #1**  
 Boat Name: \_\_\_\_\_  
 Year: \_\_\_\_\_ Builder: \_\_\_\_\_  
 Model: \_\_\_\_\_ Overall Length: \_\_\_\_\_  
 Hull#: \_\_\_\_\_ HP: \_\_\_\_\_ Engine Make: \_\_\_\_\_ #Cyl: \_\_\_\_\_

**Boat #2**  
 Boat Name: \_\_\_\_\_  
 Year: \_\_\_\_\_ Builder: \_\_\_\_\_  
 Model: \_\_\_\_\_ Overall Length: \_\_\_\_\_  
 Hull#: \_\_\_\_\_ HP: \_\_\_\_\_ Engine Make: \_\_\_\_\_ #Cyl: \_\_\_\_\_


### DUES SCHEDULE

Annual Membership \$35.00  
 Chapter Membership \$25.00  
 Total Dues \$60.00

### Mail Application To:

ACBS International Headquarters  
 ATTN: Membership  
 422 James St., Clayton, NY 13624

### Test Your Nautical Knowledge



This is an International Distress signal. Prescribed by International Rules, Inland Rules, and the Pilot Rules, Distress signals are recommended by International Rule # 31 and include: the flag above, a gun or other explosive fired at 1 minute intervals, continuous sounding of a fog horn, slowly and repeatedly raising and lowering outstretched arms and, of course, MAYDAY.

### Sandpoint Show

#### Volunteer Opportunity

Anyone that can help with stocking and/or staffing the Ships Store, please call Margaret O'Leary (208-762-9228). We would like to keep the store open Friday during check-in and Saturday.

### Little Known Facts Department

A landlubber is not simply a "land lover". It's something worse. The term comes from the word lubber, which was used in the 1300's to mean a dull-witted, clumsy lout! The hearty seamen of the day took the word and created landlubber, a term they reserved for people who were so dreadfully inept aboard a ship that they would have been klutzes even with both feet planted firmly on the ground.

Submitted by Melody Knapton


INLAND EMPIRE  
CHAPTER OF THE  
ANTIQUE & CLASSIC  
BOAT SOCIETY

6310 E. SPRAGUE  
SPOKANE, WA 99212



SEE YOU ON THE  
WATER...

We're on the web!  
[Inlandempireacbs.org](http://Inlandempireacbs.org)



< Early

Pictures

Yandt

Boats

Coeur

d'Alene

Inside:

"The Uncle Bob  
Story"  
By Wes Yandt

"Tinkertory III  
- the Journey  
Home"  
by Loralee &  
Bill Solver-  
thorne

Show & Shine—  
in Review  
Membership  
News