



INLAND SCUTTLEBUTT



INSIDE THIS ISSUE:

Member Directory	2
Membership App.	3
Safety Article & Advertisements	4
Frivolous	5
Happy Daze & Sweet Dreams	6
Tentative Schedule	8
Membership Update	9

Special points of interest:

- Tentative Schedule!
- Restorations In Progress!
- Update On Sweet Dreams!
- Safety Article!

ACBS WINTER QUARTER MEETING

UPDATE: HERB & BEV ANTHONY

This meeting was held in Key West, Florida on Saturday, January 15, 2005. The Roundtable meeting, usually held before the regular meeting, was cancelled due to a program which was scheduled to be held on Saturday afternoon.

Work on the 2005 Annual Meeting is ahead of schedule and going well. Registration form is 90% complete. The Heartland Chapter's work on pre-events is going well and press releases have been sent to all chapter newsletter editors. Budget for this rendezvous: 275 registrations and meals = \$ 47,670, with expenses totaling \$ 43,065. Yields a profit of \$ 3,706. The Boat Show, which accompanies this event, is expected to return a profit of \$ 3,350.

Headquarters Operations: Kathy Snyder reported that the new computers, for which \$ 8,000 had been budgeted, had been received. 6,000 renewal forms for membership had been processed. The series entitled "Real Runabouts", written by the late Bob Speltz, are now in stock at Headquarters.

Rudder Report: The Winter Issue was printed and at the bindery. The plan is to mail on January 15, 2005. This issue was printed using 8,400 copies. Upcoming will be features concerning Slipper Stern Launches (such as may be seen in England.)

Future Quarterly Meetings: Board meetings for 2005 are complete with the exception of the Summer Meeting, which is scheduled for July 22-24, hosted by Okanogan Chapter in Kelowna, British Columbia. The Spring Meeting for 2006 is scheduled for May 6 in Seattle (the opening of boating season). Spring Meeting and International Symposium, April 22-24, 2005, Newport News, Virginia. Annual Meeting Pre-event, September 12 and 13, 2005. Annual Meeting, September 14-17, 2005, Lake of the Ozarks, MO., to be held at Tan Tar A Hotel, Osage Beach, MO.

Chapter Relations: At the present time the following chapters are being organized: Lake Pontchartrain, LA; Pensacola FL; Winnipeg, MB, Canada.

Nominations Committee Report: Ballots sent to members are to be used by those not attending the Annual Meeting. Should ballots be abolished? Nominations for offices are closed at the Summer Meeting. Dick Sherwood would like to see write-in candidates removed from the ballot form.

Antique Motor boating Symposium: The following volunteers will present the 2005 Symposium: Dick Kish, Jason Batcha, Wilson Wright, Mike Gresham, and Chairman

Cont. on Pg. 5

LETTER FROM THE EDITORS

Well we think we're starting to get a hang on all this newsletter business. It's more work than expected but we're managing to get it all done....at least we hope so. Thanks for your patience and all of your input. It is greatly appreciated. As summer draws nearer it seems there is more and more to be put into the newsletters as many of you are excited to put boats in the water for their maiden voyages of 2005. Winter is officially over and spring is finally

here. Soon the chapter snowbirds will be coming back up into the great northwest for a great summer of long days at the lake and fun outdoors.

We hope that all is well!

Feel free to send or e-mail us any comments, advertisements, or articles you may have for us!

~Gloria & Kayla

2005 Chapter Officers & Board of Directors:

Officers:

President: BK Powell 509.994.0512
 Vice President: Steve Zwarg 509.468.7236
 Secretary: Linda Zwarg 509.468.7236
 Treasurer: Mariett Deems 208.667.5023

Board Of Directors:

Kenneth Johnson 208.765.4912
 Bruce Reynolds 509.489.9545
 Terry Deems 208.667.5023
 Bob Ikes 208.773.7094
 Gary Ballew 208.265.5564
 Jim Kerr 208.263.5609
 Michael Boge 208.263.4282
 Larry O'Leary 208.762.9228
 Jan Lenhart 208.664.1749
 Bud Moon 208.264.3440
 James Mcgoldrick 208.747.1500
 Jim Brown 208.773.4383

Immediate Past President:

Chris Knapton 208.687.4244

Membership Chairman

Susan Hamilton 208.689.9801

Chairman for the 2005 Boat Show

Larry O' Leary 208.762.9228
 Bob Ikes 208.773.7094

Website Coordinators:


BK Powell 509.994.0512
 Ilene Ikes 208.773.7094

Youth Program:

Bill Brooks 509.455.6746

Safety Chairman:

David Crettol 208.769.1511



*Are
You*

Coming To The Boat Show?

As you hopefully remember, our chapter's annual boat show will be in Sandpoint again this year, on July 15-17. Registration packets should be ready to go out by the end of April. They are due back by June 25 to give us time for final planning and counts.

We'll send you a notice to ask for a registration packet when they are ready, but if you know now that you want one let me know and we can save the notification postage. My email is bob_ickes@hotmail.com, and phones are 208-773-7094 (home) & 208-755-9802 (cell). Both have answering service if I'm not around.



These boats
are sure swell

Advertisement:

1962 Tollycraft 17ft.
Sportabout, rebuilt
Ford Interceptor, V-8,
170 HP. Beautiful
upgrades to deck,
cockpit and upholstery;
canvas cover and
trailer. To view call
The Resort Boat Shop
at 208-667-5009. If you
have questions call
406-777-7326

**FOR SALE**

1962 Century Resorter
Totally restored
Excellent condition
Total engine rebuild
Asking
\$14,500.
Show Winner
Contact :
Chris Knapton
208.687.4244

SPOKANE RIVER & LAKE COEUR D' ALENE**PATONS** BY: DAVID CRETTOL

One of the more interesting parts of my responsibilities is that of teaching boating education classes. When I get to the PATON's (Private Aids To Navigation) the students are very surprised to learn just what those Square Green and Red Triangle, with numbers on them, "things" mean.

The purpose of having PATON's is to allow the boater to know where they are there buy providing a key element to their navigation

To illustrate this I thought that it would be worth reviewing the PATON's for Spokane River and Lake Coeur d'Alene. So lets take an imaginary leisure boat ride starting at Post Falls Qemlin Park & Launch heading east.

Remerging "Red Right Returning" and that Red PATON's are always even numbers and Green PATONS are always odd numbers the first PATON that you come upon is Red 20, which is across from Crown Pacific.

You will then be making that southern turn and then Red 24 is in sight, quickly followed by Red 26. As you pass under the highway 95 bridge Red 30 will greet you.

As you enter the No Wake zone Red 32 is there too. Very soon after that you will come upon Red 34 that is very close to the floating restaurant.

At the end of the No Wake zone you enter Lake Coeur d'Alene and Red 36 is the point where you can begin cruising.

On your port side will be a dolphin that is the home of Green 37 that we will pass on our way back to the entrance to Spokane River and back to the Post Falls Qemlin Park & Launch at the end of our vogue.

Once you entered Lake Coeur d'Alene and head South you won't see another Red triangle until you get to McDonald Point where you will see number 46.

Next comes Spokane Point Red number 52 and

as you progressing further South to the Trails of the Coeur d'Alene swinging bridge and begin coming up the East side of Lake Coeur d'Alene you will come to a Square Green Day Board numbered 57.

Moving north you will next see No. 55 to be followed by Green 1 and Red 2 that marks the mouth of Harrison Slough.

East Point is our next PATON Green number 49 and from their, still heading north there are none until you come to Arrow Point where you will see perched next to the house on the point Green number 43.

Time to turn starboard heading east to Loffs Bay where Green number 41 resides. Turn northwest and go to Tubs Point Green 39.

Continue your heading until you, once again; see the dolphin that is Green 37. As you pass Green number 37 you will be entering Spokane River, at No Wake speed, you will see Green 35 at the mouth.

Green 31marks the end of No Wake. Once you pass under the highway 95 bridge you'll see Green 27 followed by Green 23, and then Green 21 by Idaho Forest Industries.

Now a slight turn to the port and your next and the last of the Green day board number 19, which is close to Harbor Island. Your next stop is back where we started Post Falls Qemlin Park & Launch and the end of this imaginary leisure boat ride.

I would be remiss if I didn't bring your attention that these PATONS are maintained, along with docks and boat ramps, by Kootenai County Waterways who are always applying for grants to add and or improve then. As more PATONS are added or improved I'll be keeping you updated.

**THERE'S NOTHING MORE FUN THAN
SIMPLY MESSIN' AROUND IN BOATS!**

This Year the
Silverthorne's will have their
fun messing' around in
Tinkertoy II, the 1963
Century Runabout. Bill took
two years lovingly restoring
her back to original.



FRIVOLOUS: BRIAN GRENNEL

A couple of months ago during his usual perusal of Century boats on EBay, Brian came across a 1957 Resorter located near Bremerton, WA. After emails and calls to the owners, and discussions about the merits of a possible purchase with family and friends, he started the bidding process, only at the end of the auction to be outbid by someone with the username of "patty cakes." Lucky for Brian it just happened to be his sister, Patty Grennell-Rice, who wanted to be sure the boat ended up in the right hands. They pooled their funds and the two families are now the proud owners of the 1957 Century Resorter, Hull No. HD-57-279 with a 135 Grey Marine Engine No. H-10707. It's a dream come true for Brian who, after repairing, maintaining and basically giving some TLC to his dad's 1967 Resorter, Reve' du Papa, has always wanted an all-wood Century and a project boat of his own.

The boat's first owner was Phil Charamonte of San Jose, California. It was apparently used in 1958 and 1959 by the American Water Ski Association as a professional tow boat on Lake Tahoe. Bob and Lynn Townsend pur-

chased the boat from Charamonte, used it for several years and then had the deck and transom re-done, as well as new upholstery and most of the chrome restored. It was never put back together and has been in storage until they decided to sell it on EBay. The boat is complete down to the factory ski tow ring and speedometer, and is now awaiting the beginning of restoration in Spokane.

The name of the new boat? What could be better than the comment one family member made - "Frivolous"!

Two Centuries in the family now - trying to keep up with the Hamilton's and their two Chris Crafts! We'll keep you posted on the progress, but hopefully Frivolous will make its Priest Lake debut this summer.




MEETING NEWS
CONTINUED.
(FROM PG.1)

Roger Smith, Michelle Lechman, Special Events Manager, is leading support from Mariners, Museum with assistance from staff members Jerry Conrad, Lyles Forbes and Martha Stewart. Theme for this symposium will be: Chris-Craft- Rediscovering the Legacy.

Legal Committee: Since the 2004 Annual Meeting, this Committee has completed the transfer of the rights and interests of the Bob Speltz Estate in the "Real Runabouts" to Ray Keating and then to ACBS pursuant to the agreement. The copyright of those works not copyrighted by Bob Speltz, remains to be accomplished.

Hello all!

This is our 1949 Higgins we purchased in Iowa. We have some good wood replacement to do and lots of refinishing. We hope to have it ready for this summer. The good part is that it has a new bottom and recent rebuilt Chrysler crown marine (original in boat). This is a 19' triple cockpit that Higgins sold





Happydaze Restoration In Progress: Bob Ickes

Restoration is still continuing on *Happydaze*, the 1948 Chris-Craft 30' sedan cruiser that Steve Zwarg and Chris Knapton got me involved with 3 years ago. The biggest recent news is that the canvas cabin top has been replaced. It took 4 of us (and we could have used more) to get it on using Steve Smith's poly-sulfide rubber, which sticks to EVERYTHING. We had to grow new skin to get it off our fingers. Now I'm in the process of painting the canvas, and having some difficulty. I tried to get by without using primer; bad move. The finish paint soaks into the canvas (even with CPES on it) and the black rubber spots don't hide. Now I'm using primer, like I should have at the beginning. On a more positive note, the topsides are recently painted and ready for hardware after the paint dries hard.

In reviewing my "to do to finish" list from my report in October 2004, it's comforting to note that the list is shorter. Major items remaining now consist of:

- Get the top painted – Terry & Jason Deems say it must be blue!



- Install the new re-circulating self-contained toilet in the head
- Build doors for the galley, head, head vanity, and hanging closet
- Finish varnishing the interior paneling; I'm about half done
- Lay teak on the forward deck
- Varnish the exterior brightwork
- Anti-fouling paint on the bottom
- Re-install all hardware (I hope I can remember where it all goes)

Happydaze and her crew of Bob & Eileen still hope to see you on the water this spring, but you might have to wait until later in the summer!

UPDATE ON SWEET DREAMS (PART III). DENNY HAMILTON

March is here and the weather has finally warmed up enough to allow me to apply the first few coats of varnish on "Sweet Dreams". I've been eager to start varnishing for several weeks but it was still far too cold on our shady side of the lake. However, thanks to Susan, my very understanding and wooden-boat-loving spouse, I was able to get a head start on my cold-weather delayed varnishing chores. Back in February, I turned her downstairs/guest bathroom into a makeshift finishing room for all the mahogany wood boards and pieces that were small enough to take out of "Sweet Dreams" and into the house to varnish. (If only I could have got the whole boat through the 6ft. glass slider and into that warm basement.....). All of the interior cockpit boards, both motor-hatch coverings, new dashboard, and a mahogany-laminated old 3-spoke steering wheel I rebuilt, went into the bathroom.....I mean.... "finishing" room. After spreading a lot of plastic drop cloth all over, the small room worked quite well. I had the ability to control the heat and that outside vented fan was just

made-to-order to remove varnish fumes! After two weeks of varnishing, and a gazillion trips back out to the shop to sand each piece between build-up coats, I finally got them all finished. After cleaning a couple of brown scuff marks on the ceiling/walls and a few varnish fingerprints off the light switches, I've finished with the "finish" room and it is now, once again, Susan's lower level/ guest bath.

Got quite a shock to find out how expensive it would be to completely renovate my gauges (over \$800) so I decided to simply reface them. They turned out looking just fine mounted in the new dashboard. In the 40's, Chris Craft had a nice dash layout. After doing my research using the Mariner's Museum, I found the instrument arrangement consisted of four units in my Deluxe, 42-9 model runabout. Two pieces of unique 1/4" stainless steel channel ran parallel to one another for the width on the dash's face. After failing to find such a specialty item as that small of channel, I remembered that many windshield wiper blades have 1/4" flat stainless steel strips in them. So, I went "dumpster-diving" behind a couple of the local Shucks automotive stores. Digging through the garbage and looking for old discarded wiper blades, I found enough of those stainless strips to face my dashboard with! The thought crossed my mind, while deep in the "bowels" of one of those oily, slimy, green dumpsters, that only another wooden boat enthusiast would understand what we will do to find the needed specialty parts for our old beloved wooden boats.



Talked to a cousin of ours, who happens to be Moscow's assistant Fire Chief, and he gave me an old 40-50's era, chromed, quart sized, fire extinguisher that will find a prominent place in the boat. His price was just righta tall cool beer, while enjoying a ride in "Sweet Dreams" later this summer.

Made seat and backrest patterns out of butcher paper, then took them into a local upholsterer in Plummer, Idaho who ordered the marine vinyl material. She will be doing the upholstery work that'll include "diamond-tuck" styled backrests, with rolled and pleated seats to match the tucks and then the cockpit/deck bumper rails.

Thanks to Bruce Reynolds and his E-Bay expertise, we found a set of Riviera style windshield brackets from the same boat restorer in Peoria IL., who sold me the boat last October. I then made a cardboard template pattern and ordered the tempered/tinted glass windshields to be cut with the exposed top edges will be ground smooth.

We should be ready to install the "new" Hercules KLC engine by the time this newsletter goes out. Can't wait to hear her throaty roar for that first time!

Many things to do, including complete rewiring to be done, so will keep you posted on the progress being made.
Denny/Susan - Hannah the lab and "Sweet Dreams"



Tentative Schedule Of Events

Note: These listings come from a variety of sources

*If you feel we should add some events let us editors know. Also, be sure to check
www.acbs.org for more events on their 2005 events calendar.*

Date	Event	Coordinator
April (TBD) *	General Meeting	
April/May (TBD)	Board Meeting Shop Tour BBQ/ **Harrison + River Run	Shop Tour : Jim Thorpe
June	Portland Boat Show	Portland Chapter
July 2-4	Seattle Speed Boat Show	Marty Loken 360) 385-5038 E-mail: Marty@islandboatshop. com
July 8-10	IEC Boat Show Sandpoint	Bob Ickes 208.773.7094
July 16-17	Sandpoint Show	Bob Ickes 208.773.7094
July 23-25	ACBS Quarterly Meeting	Hosted By Okanagan Chapter
July 23-25	Kelowna BC Boat Show	Bruce Middleton
August	Flathead Lake Boat Show	Pam Morton
August (TBD)	Board Meeting Boat Show Wrap Up	
Sept 2-5	Priest Lake Dry Rot Boat Show	Linda Zwarg 509.768.7236
Sept. (TBD)	Season Closing Event	
Sept 14-17	Annual Meeting	Lake Ozarks, Missouri
Oct (TBD)	Board Meeting	
Dec (TBD)	Holiday Gathering	

* TBD = To Be Determined

** Harrison Mini Boat Show + River
Run With end of day BBQ hosted by
Denny & Susan Hamilton. May 29 ?



Kokanee Roe Restaurant
 At Bottle Bay Resort
 Lakeside Dining
 Serving Lunch and Dinner
 7 Days a Week
 Memorial Day to mid-September
 Located on Scenic Lake Pend Oreille
 Come by Boat or by Car
 208-263-5916
 www.bottlebayresort.com

CABINS-BAR-MOORAGE

Membership Update:
 Welcome to our newest
 Members

~

Mike and Judy Keane of Port-
 land Oregon

Bill and Mary Eisenlohr of
 Lakeside Mt.
 We look forward to seeing you
 this summer!

Jim Brown

**Complete Quality Boat Repair
 &
 Creative Wood Construction**



Mechanical
 Electrical
 Cosmetics

(208) 773-4383
 Cell (509) 993-9317



The Captain says "Welcome Aboard"



Specialty
 RECREATION & MARINE

910 W. Kathleen Ave.
 Coeur d'Alene, ID 83815
 (208) 667-2577

**Susan
 Moon & Son**
The Sky's The Limit
 Susan & Brandon Moon
 phone: 208-265-1623



200 MAIN STREET
 SANDPOINT, ID 83846
 800-262-6880



Cook's Inc.
**STEEL
 BUILDINGS**
 LICENSED • BONDED • INSURED
 www.cooksbuildings.com


TED BURTON
 ted@cooksbuildings.com
 780 N Cecil, Ste. 104, Post Falls, ID 83854

(208) 773-2563
 1 (800) 634-4914
 Fax (208) 773-5978

FUN ZONE




So Bruce, just what does a Deck Ape do???



Damn, waiting for this train will screw up my poker run !



So that's how you get a 23 foot boat in a 20 foot hole-cut 3 feet off the bow!



Hey Zwarg, whata drinking—Zima?



Can you say "Tug Boat" sure you can-all together now, T.U.G. B.O.A.T.



Say you haven't seen a Century around here have you?



Think we could put a Big Block Chevy in her?

I didn't hear nuttin' I didn't see nuttin' and I ain't sayin nuttin'





Ya know son, some day you'll be as Kool as me



So Linda, think we should tell him he lost his cap?



Men! All they care about is the horse power in their engines!



These humans think this vest is funny, but you know what, I left a little "goodie" on the seat now that's funny!



Out of gas—no problemo, I can paddle in



I should be able to beat Reynolds now with my new jet engine!




I'll have dos mas'



So there I was, waste deep in crap



Hey mister, it's my oar!



Honest dude, I will work for food!



So do you want to trade hats or not?

Inland Empire Chapter

Inland Scuttlebutt Editors
3914 N. Pittsburg
Spokane, WA 99207

Phone: 509-489-9545
Email: scuttlebutt4@hotmail.



Ron Yandt
504 S. Raymond Rd
Spokane Valley WA 99206

Color Newsletter
Printed by

Xerox

and



OFFICE TECH

www.xofficetech.com

Your local Xerox Sales office,
Bringing the best in
Technology to the
Inland Northwest

Coeur d'Alene 208. 664.9454

Spokane 509.755.8326



Mr. *Lady in Red* says
"I am the party"

PRESIDENT'S MESSAGE

Spring is finally here, well that's according to the calendar, but as I look out the window it appears that winter wants to "party on". Speaking of partying on, our chapter has scheduled a very ambitious party schedule for this summer. Included in this issue is a schedule of events. The schedule is subject to change and we will make every effort to inform our members as to those changes, should they occur.

For those of you planning on staying in Sandpoint during the boat show I urge you to make lodging arrangements early as there will be heavy demands on rooms for that weekend. I know that some of you think we had a long hard winter (those are the transplanted Californians). But we didn't and we may find a little less water in our lakes this summer. So please be careful out there. However, those in the prop repair business may have a banner year. I just spotted some blue amongst the gray, summer is on the way so get those boats dusted off, evict the

rodents, take out a loan for gas, change the oil and lets get ready for one "party on" summer!

BK



"Animal Man" says party on!!



"Drano Man" Says I'm thinkin
about partying on-Dude!